

# Iraq Stock Exchange

Bulletin No (54)



سوق العراق للاوراق المالية  
IRAQ STOCK EXCHANGE

## ISX Trading Indices of Monday 30/3/2026

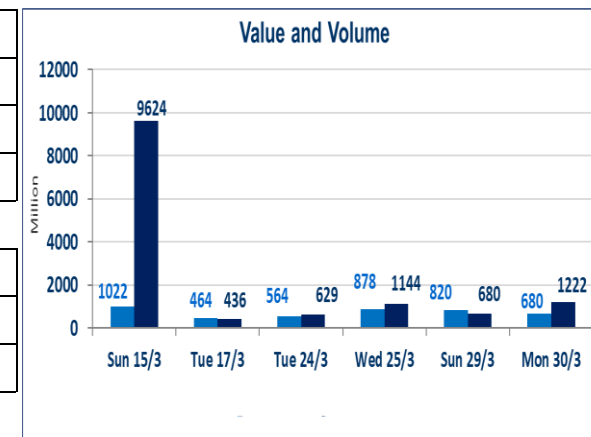
Traded Volume and OTC	680,071,961
-----------------------	-------------

Traded Value and OTC	1,222,047,464
----------------------	---------------

Traders	991
---------	-----

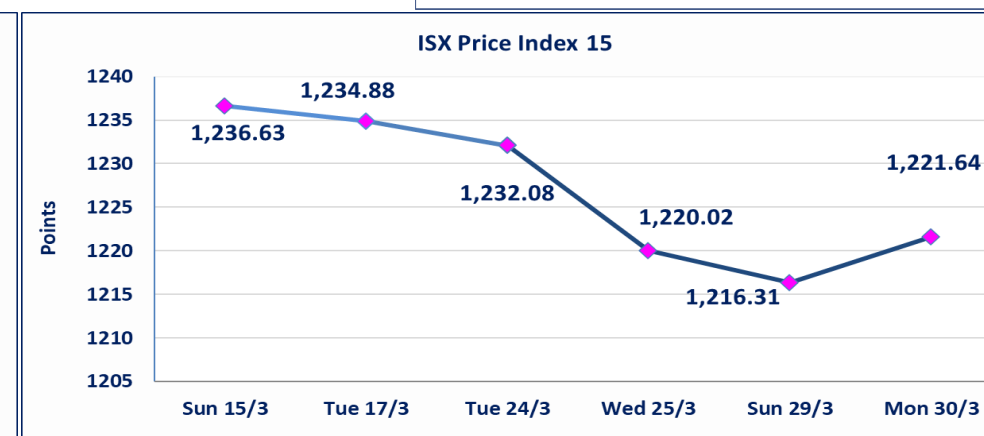
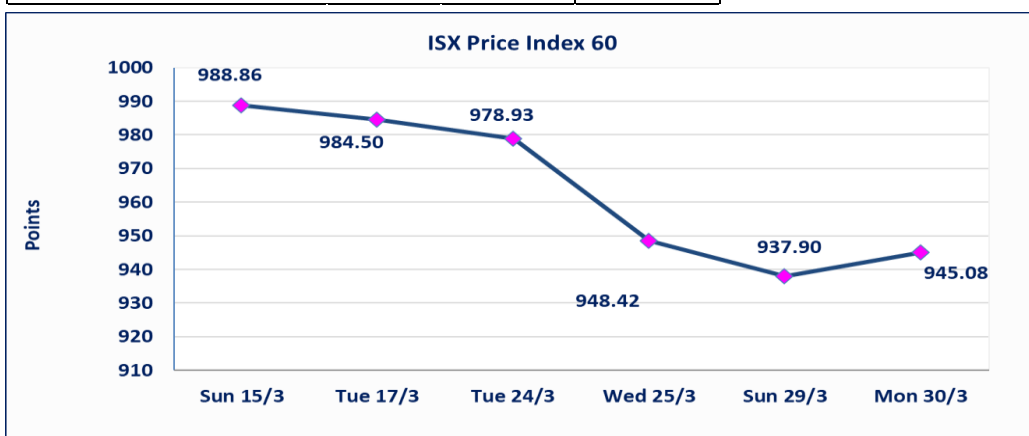
ISX Index 60	945.08
Previous ISX Index60	937.90
Change %	0.77
Change	7.18

ISX Index 15	1221.64
Previous ISX Index15	1216.31
Change %	0.44
Change	5.33



Listed Companies	104	OTC	14
Traded Listed Companies	50	OTC	2
GAM Companies	4		
Suspended Companies	10		

Non Traded listed	40	OTC	12
Higher Companies	13		
Lower Companies	10		



## ISX top gaining and losing companies

Monday 30/3/2026

### Gainers

Company Name	Closing Price	Change (%)	Traded Volume
Al-Hamraa for Insurance	5.880	5.00	10,000
Al-Ameen for Insurance	0.880	4.76	2,351,479
Iraqi Carton Manufactories	2.600	4.42	1,011,165
AL-Badia for General Trans	0.950	4.40	1,261,570
Bank of Baghdad	3.300	3.13	161,627,173

### Losers

Company Name	Closing Price	Change (%)	Traded Volume
Mosul Bank For Investment	0.130	-7.14	20,000,000
Al -Khazer Construction Materials	1.230	-3.15	363,167
Iraqi Date Processing and Market	2.500	-1.96	504,763
General Transportation	1.850	-1.60	610,746
Commercial Islamic Bank of Iraq	0.640	-1.54	15,191,972

### The most active companies in term of traded volume and value

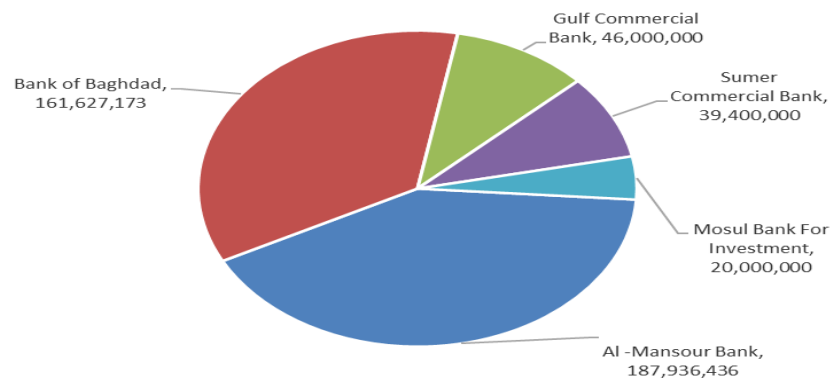
#### Traded Volume

Company Name	Closing Price	Change (%)	Traded Volume
Al -Mansour Bank	1.600	1.91	187,936,436
Bank of Baghdad	3.300	3.13	161,627,173
Gulf Commercial Bank	0.340	0.00	46,000,000
Sumer Commercial Bank	0.160	0.00	39,400,000
Mosul Bank For Investment	0.130	-7.14	20,000,000

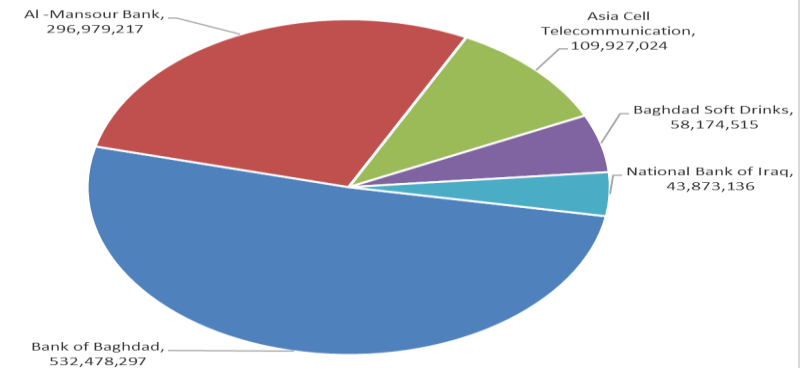
#### Traded Value

Company Name	Closing Price	Change (%)	Traded Value
Bank of Baghdad	3.300	3.13	532,478,297
Al -Mansour Bank	1.600	1.91	296,979,217
Asia Cell Telecommunication	15.000	0.54	109,927,024
Baghdad Soft Drinks	5.800	0.00	58,174,515
National Bank of Iraq	4.800	-0.62	43,873,136

Top Five by Volume



Top Five by Value



## Regular Market Bulletin No (54)



Company Name	Code	opening Price	highest price	lowest price	Average price	Prev Average price	Closing Price	prev closing price	change (%)	No.of Trades	Traded Volume	Traded Value
<b>Banks Sector</b>												
Ashur International Bank	BASH	0.240	0.240	0.240	0.240	0.240	0.240	0.240	0.00	2	2,026,000	486,240
Bank of Baghdad	BBOB	3.200	3.330	3.200	3.290	3.220	3.300	3.200	3.13	139	161,627,173	532,478,297
Commercial Islamic Bank of Iraq	BCOI	0.650	0.650	0.640	0.650	0.640	0.640	0.650	-1.54	12	15,191,972	9,870,895
Economy Bank	BEFI	0.220	0.220	0.220	0.220	0.220	0.220	0.220	0.00	3	6,331,818	1,393,000
Elaf Islamic Bank	BELF	0.250	0.250	0.250	0.250	0.250	0.250	0.250	0.00	1	7,644	1,911
Gulf Commercial Bank	BGUC	0.340	0.340	0.340	0.340	0.340	0.340	0.340	0.00	9	46,000,000	15,640,000
Investment Bank of Iraq	BIBI	0.210	0.210	0.210	0.210	0.210	0.210	0.210	0.00	5	10,009,466	2,101,988
Iraqi Islamic Bank	BIIB	1.000	1.000	1.000	1.000	1.010	1.000	1.010	-0.99	20	10,362,641	10,362,641
Kurdistan International Bank	BKUI	1.100	1.100	1.100	1.100	1.100	1.100	1.100	0.00	1	8,618	9,480
Mosul Bank For Investment	BMFI	0.130	0.130	0.130	0.130	0.140	0.130	0.140	-7.14	6	20,000,000	2,600,000
Al -Mansour Bank	BMNS	1.570	1.600	1.560	1.580	1.600	1.600	1.570	1.91	243	187,936,436	296,979,217
National Islamic Bank	BNAI	0.850	0.850	0.850	0.850	0.850	0.850	0.850	0.00	2	879,562	747,628
National Bank of Iraq	BNOI	4.830	4.830	4.760	4.800	4.830	4.800	4.830	-0.62	55	9,133,636	43,873,136
<b>Total of Banks Sector</b>										<b>498</b>	<b>469,514,966</b>	<b>916,544,432</b>
<b>Telecommunication Sector</b>												
Asia Cell Telecommunication	TASC	14.920	15.000	14.880	14.910	14.900	15.000	14.920	0.54	107	7,372,536	109,927,024
<b>Total of Telecommunication Sector</b>										<b>107</b>	<b>7,372,536</b>	<b>109,927,024</b>
<b>Insurance Sector</b>												
Al-Ameen for Insurance	NAME	0.840	0.880	0.840	0.880	0.840	0.880	0.840	4.76	14	2,351,479	2,068,796
Dar Al-Salam for Insurance	NDSA	0.820	0.840	0.790	0.810	0.810	0.800	0.810	-1.23	4	7,200,000	5,820,000
Gulf Insurance	NGIR	0.430	0.430	0.430	0.430	0.430	0.430	0.430	0.00	1	500,000	215,000
<b>Total of Insurance Sector</b>										<b>19</b>	<b>10,051,479</b>	<b>8,103,796</b>
<b>Service Sector</b>												
Baghdad -Iraq Transportation	SBPT	22.050	22.350	22.010	22.200	22.060	22.350	22.050	1.36	7	199,070	4,419,594
Kharkh Tour Amuzement City	SKTA	4.230	4.280	4.230	4.250	4.250	4.280	4.250	0.71	14	500,000	2,125,243
Al-Mosul for funfairs	SMOF	6.500	6.500	6.500	6.500	6.500	6.500	6.500	0.00	1	860	5,590
Mamoura Realestate	SMRI	3.200	3.200	3.200	3.200	3.220	3.200	3.200	0.00	10	1,069,002	3,420,806
AL-Nukhba for Construction	SNUC	0.770	0.770	0.770	0.770	0.770	0.770	0.770	0.00	2	51,638	39,761
Rehab Karbalaa	HKAR	0.660	0.660	0.660	0.660	0.660	0.660	0.660	0.00	2	2,000	1,320
<b>Total of Service Sector</b>										<b>36</b>	<b>1,822,570</b>	<b>10,012,314</b>
<b>Industrial Sector</b>												
Baghdad Soft Drinks	IBSD	5.800	5.820	5.800	5.800	5.830	5.800	5.800	0.00	86	10,027,678	58,174,515
Iraqi Date Processing and Marke	IIDP	2.550	2.550	2.500	2.500	2.550	2.500	2.550	-1.96	4	504,763	1,262,046
Iraqi For Tufted Carpets	IITC	18.000	18.000	18.000	18.000	17.990	18.000	18.000	0.00	1	3,000	54,000
Al -Khazer Construction Material	IKHC	1.250	1.250	1.230	1.230	1.280	1.230	1.270	-3.15	7	363,167	447,775
Al-Kindi of Veterinary Vaccines	IKLV	2.500	2.500	2.500	2.500	2.500	2.500	2.500	0.00	16	4,604,345	11,510,863
Al-Mansour Pharmaceuticals Ind	IMAP	2.090	2.090	2.010	2.070	2.090	2.070	2.090	-0.96	24	12,740,023	26,339,052
<b>Total of Industrial Sector</b>										<b>138</b>	<b>28,242,976</b>	<b>97,788,250</b>
<b>Hotels Sector</b>												
Ishtar Hotels	HISH	9.050	9.050	9.000	9.040	9.040	9.050	9.000	0.56	12	600,000	5,425,000
Al-Sadeer Hotel	HSAD	23.000	23.000	23.000	23.000	22.950	23.000	23.000	0.00	1	129	2,967
<b>Total of Hotels Sector</b>										<b>13</b>	<b>600,129</b>	<b>5,427,967</b>
<b>Agricultural Sector</b>												
Babil Animal & Vegetable Produ	ABAP	6.700	6.700	6.700	6.700	6.700	6.700	6.700	0.00	4	72,461	485,489
Agricultural Products Meat	AIPM	4.370	4.370	4.370	4.370	4.370	4.370	4.370	0.00	2	532	2,325
Modern for Animal Production	AMAP	0.350	0.360	0.350	0.350	0.350	0.350	0.350	0.00	15	5,571,745	1,952,940
<b>Total of Agricultural Sector</b>										<b>21</b>	<b>5,644,738</b>	<b>2,440,753</b>
<b>Total Of Regular</b>										<b>832</b>	<b>523,249,394</b>	<b>1,150,244,536</b>

**Second Platform Market Bulletin No (54)**



Company Name	Code	opening Price	highest price	lowest price	Average price	Prev Average price	Closing Price	prev closing price	change (%)	No.of Trades	Traded Volume	Traded Value
<b>Banks Sector</b>												
Iraq Noor Islamic Bank for Inves	BINI	0.250	0.250	0.250	0.250	0.250	0.250	0.250	0.00	3	99,403	24,851
International Islamic Bank	BINT	0.200	0.200	0.200	0.200	0.200	0.200	0.200	0.00	1	24,850	4,970
Al-Ataa Islamic Bank	BLAD	0.100	0.100	0.100	0.100	0.100	0.100	0.100	0.00	3	100,000	10,000
<b>Total of Banks Sector</b>										<b>7</b>	<b>224,253</b>	<b>39,821</b>
<b>Insurance Sector</b>												
Al-Hamraa for Insurance	NHAM	5.880	5.880	5.880	5.880	5.600	5.880	5.600	5.00	1	10,000	58,800
<b>Total of Insurance Sector</b>										<b>1</b>	<b>10,000</b>	<b>58,800</b>
<b>Industrial Sector</b>												
Al-Ameen Estate Investment	SAEI	1.850	1.880	1.850	1.860	1.860	1.880	1.850	1.62	6	945,000	1,758,052
<b>Total of Industrial Sector</b>										<b>6</b>	<b>945,000</b>	<b>1,758,052</b>
<b>Industrial Sector</b>												
Fallujah for construction Materi	IFCM	2.830	2.830	2.800	2.820	2.760	2.800	2.760	1.45	25	2,250,000	6,336,000
<b>Total of Industrial Sector</b>										<b>25</b>	<b>2,250,000</b>	<b>6,336,000</b>
<b>Hotels Sector</b>												
Ashour Hotel	HASH	29.310	29.310	29.310	29.310	29.320	29.310	29.310	0.00	1	101	2,960
<b>Total of Hotels Sector</b>										<b>1</b>	<b>101</b>	<b>2,960</b>
<b>Total of Non Regular</b>										<b>40</b>	<b>3,429,354</b>	<b>8,195,633</b>

**Undisclosed Platform Companies Bulletin No (54)**



Company Name	Code	opening Price	highest price	lowest price	Average price	Prev Average price	Closing Price	prev closing price	change (%)	No.of Trades	Traded Volume	Traded Value
<b>Banks Sector</b>												
Sumer Commercial Bank	BSUC	0.160	0.160	0.160	0.160	0.150	0.160	0.160	0.00	11	39,400,000	6,304,000
<b>Total of Banks Sector</b>										<b>11</b>	<b>39,400,000</b>	<b>6,304,000</b>
<b>Industrial Sector</b>												
AL-Badia for General Trans	SBAG	0.950	0.950	0.950	0.950	0.880	0.950	0.910	4.40	4	1,261,570	1,198,492
General Transportation	SIGT	1.880	1.880	1.850	1.850	1.850	1.850	1.880	-1.60	3	610,746	1,130,202
<b>Total of Industrial Sector</b>										<b>7</b>	<b>1,872,316</b>	<b>2,328,694</b>
<b>Industrial Sector</b>												
Al-Hilal Industries	IHLI	1.500	1.500	1.500	1.500	1.490	1.500	1.500	0.00	1	40,000	60,000
Iraqi Carton Manufactories	IICM	2.490	2.600	2.400	2.410	2.510	2.600	2.490	4.42	9	1,011,165	2,438,346
Modern Construction Materials	IMCM	1.250	1.250	1.250	1.250	1.250	1.250	1.250	0.00	3	79,880	99,850
National Chemical &Plastic	INCP	1.870	1.870	1.870	1.870	1.850	1.870	1.870	0.00	3	540,582	1,010,888
<b>Total of Industrial Sector</b>										<b>16</b>	<b>1,671,627</b>	<b>3,609,085</b>
<b>Hotels Sector</b>												
Palestine Hotel	HPAL	18.250	18.600	18.250	18.270	18.370	18.270	18.250	0.11	17	1,099,884	20,092,945
<b>Total of Hotels Sector</b>										<b>17</b>	<b>1,099,884</b>	<b>20,092,945</b>
<b>Agricultural Sector</b>												
Iraqi for Seed Production	AISP	4.920	4.920	4.900	4.900	4.940	4.900	4.910	-0.20	27	1,323,195	6,488,884
<b>Total of Agricultural Sector</b>										<b>27</b>	<b>1,323,195</b>	<b>6,488,884</b>
<b>Total of Undisclosed</b>										<b>78</b>	<b>45,367,022</b>	<b>38,823,608</b>
<b>Grand Total</b>										<b>950</b>	<b>572,045,770</b>	<b>1,197,263,778</b>

## Iraq Stock Exchange not trading companies of Monday 30/3/2026

Company Names	Code	Previous Average Price	Closing Price
<b>Banks Sector</b>			
Al-Taif Islamic Bank	BTIB	0.670	0.670
United Bank	BUND	0.050	0.050
Middle East Bank	BIME	0.060	0.060
Union Bank of Iraq	BUOI	0.170	0.170
Asia Al Iraq Islamic Bank	BAIB	0.780	0.780
Cihan Bank for Islamic Investment&Finan	BCIH	2.200	2.200
<b>Telecommunication Sector</b>			
Al-Khatam Telecom	TZNI	3.650	3.600
<b>Industrial Sector</b>			
Modern Sewing	IMOS	5.450	5.400
Iraqi Engineering Works	IIEW	5.500	5.500
Ready Made Clothes	IRMC	2.300	2.300
Metallic Industries and Bicycles	IMIB	2.040	2.050
<b>Hotels Sector</b>			
Baghdad Hotel	HBAG	11.580	11.580
Tourist Village of Mosul dam	HTVM	13.600	13.600
Babylon Hotel	HBAY	102.000	102.000
National for Tourist Investment	HNTI	9.250	9.250
<b>Agricultural Sector</b>			
Iraqi Agricultural Products	AIRP	10.000	10.000
Al-Ahlyia agricultural production	AAHP	2.250	2.250
Middle East for Production- Fish	AMEF	5.990	5.990
Company Names	Code	Previous Average Price	Closing Price
<b>Banks Sector</b>			
Credit Bank Of Iraq	BROI	0.600	0.600
Region Trade Bank	BRTB	1.000	1.010
Arab Islamic Bank	BAAI	1.000	1.000
Al-Rajih Islamic Bank	BRAJ	1.000	1.000
Erbil Investment & FinanceBank	BERI	0.110	0.110
AL-Anssari Islamic Bank	BANS	0.050	0.050
Al-Mustashar Islamic Bank for Investmen	BMUI	1.000	1.000
Al-Qabidh Islamic Bank	BQAB	0.090	0.090
Trust International Islamic Bank	BTRU	0.750	0.750
World Islamic Bank for Investment	BWOR	1.000	1.000
Al janoob Islamic Bank	BJAB	0.940	0.940
Ameen Al-Iraq Islamic Bank	BAME	1.000	1.000
Trans Iraq Bank Investment	BTRI	0.310	0.310
<b>Investment Sector</b>			
Al-Ameen for Financial Investment	VAMF	1.200	1.200
<b>Insurance Sector</b>			
Alahliya For Insurance	NAHF	0.850	0.850
<b>Industrial Sector</b>			
National Furniture Industries	IHFI	0.950	0.950
Modern chemical industries	IMCI	100.000	100.000
Baghdad for Packing Materials	IBPM	2.850	2.850
<b>Service Sector</b>			
Ibdaa Al-sharq Alwast General Contractir	SIBD	1.000	1.000
<b>Agricultural Sector</b>			
AL-Rebass for Poultry&feed	AREB	-	-
Company Names	Code	Previous Average Price	Closing Price
<b>Banks Sector</b>			
Al-Qurtas Islamic Bank	BQUR	1.000	1.000
<b>Industrial Sector</b>			
The Light Industries	ITLI	1.250	1.250

**Iraq Stock Exchange**  
**Non Iraqis' Bulletin Monday March 30 2026**  
**Regular Market**



**Non Iraqi Trading of Regular Market (Sell)**

<b>Company Names</b>	<b>Code</b>	<b>No.of trades</b>	<b>Traded Shares</b>	<b>Trading Volume</b>
<b>Banks Sector</b>				
<b>National Bank Of Iraq</b>	<b>BNOI</b>	<b>11</b>	<b>969,454</b>	<b>4,653,379</b>
<b>Total Bank sector</b>		<b>11</b>	<b>969,454</b>	<b>4,653,379</b>
<b>Grand Total</b>		<b>11</b>	<b>969,454</b>	<b>4,653,379</b>

## OTC Platform Trading Bulletin No (54)

Company Name	Code	highest price	lowest price	Average price	No.of Trades	Traded Volume	Traded Value
<b>Banks Sector</b>							
Al-Warka Bank	BWAI	0.190	0.180	0.180	29	105,554,195	19,172,255
<b>Total Of Money Service Sector</b>					29	105,554,195	19,172,255
<b>Industrial Sector</b>							
Kirkuk producing construction	IKFP	2.270	2.270	2.270	12	2,471,996	5,611,431
<b>Total Of Industrial Sector</b>					12	2,471,996	5,611,431
<b>Total</b>					41	108,026,191	24,783,686

## Not Trading OTC Companies

Company Name	Code	Previous Average price
<b>Banks Sector</b>		
Hammurabi Commercial Bank	BHAM	—
Al-Sanam Islamic Bank	BSAN	3.000
<b>Money Service Sector</b>		
Karmal Brokerage	FKSX	10.000
Iraqi Deposit Insurance Corporation	FIDI	1.000
Rabee Securities	FRSE	9.500
Ishtar Gate for e-Paymant	FISH	1.000
Sama Baghdad Exchange	FSBE	—
<b>Insurance Sector</b>		
Al Badia Insurance	NBAD	—
Kurdistan Insurance	NKUI	0.500
Shatt Al Arab Insurance	NSHA	1.000
Elaf Insurance	NELF	—
Dilina Insurance Company	NDIL	—

Iraq Stock Exchange  
Non Iraqis' Bulletin Monday March 30 2026  
Regular Market



**Non Iraqi Trading of OTC (Sell)**

Company Names	Code	No.of trades	Traded Shares	Trading Volume
<b>Banks Sector</b>				
<b>Warka Bank for inv.&amp;Finance</b>	<b>BWAI</b>	<b>10</b>	<b>75,000,000</b>	<b>13,500,000</b>
<b>Total Bank sector</b>		<b>10</b>	<b>75,000,000</b>	<b>13,500,000</b>
<b>Grand Total</b>		<b>10</b>	<b>75,000,000</b>	<b>13,500,000</b>

Iraq Stock Exchange

Monday 30/3/2026



سوق العراق للاوراق المالية  
IRAQ STOCK EXCHANGE

## Not Trading Bonds Bulletin

Bond type	Publish type	Code	last trading price	immortilize date
Banaa Bonds /Million ID	Second	CB20	964,981	19/12/2025
Eamar Bonds /Million ID	First	CB30	1,001,095	—
Eamar Bonds /Million ID	Second	CB40	—	—
Eamar Bonds /500 Thousand ID	Third	CB45	—	—
Eamar Bonds /Million ID	Third	CB50	—	—
Injaz Bonds /500 Thousand ID	First	CB55	—	—
Injaz Bonds /Million ID	First	CB60	—	—
Injaz Bonds /500 Thousand ID	Second	CB65	503,793	—
Injaz Bonds /Million ID	Second	CB70	965,050	—
Injaz Bonds /500 Thousand ID	Third	CB75	—	—
Injaz Bonds /Million ID	Third	CB80	978,182	—
National Bonds/Million ID	First	CB90	—	—
National Bonds/500 Thousand ID	Second	CB95	—	—
National Bonds/Million ID	Second	CB100	—	—